

CT 70 Rider

[NEW]

Great Productivity



Huge solution tank capacity in minimum external space



Extensive running time (Large battery compartment)



Solution control with automatic stop (Solenoid valve)



Brush control with automatic "delayed" stop



The CT70 Rider scrubber drier is designed to work on small and medium surfaces easier and faster. It has all the advantages and the manoeuvrability of a walk behind machine, with the performance and comfort of a ride-on. CT70 Rider is also equipped with **Center Axis System**, in order to ensure the perfect cleaning of external corners with a single pass unlike traditional rider machines.









CT 70 Rider






High Performance






-  Solution distribution from brush center
-  CWS (Constant Weight System)
-  Exclusive squeegee system assures high performance at low cost
-  High quality and performance vacuum motor

Ergonomics, User Friendly

-  Great manoeuvrability thanks to an optimum weight distribution
-  Great visibility whilst working
-  Designed to assure minimum noise levels
-  Easy to use control panel
-  Battery level indicator
-  Recovery tank discharge point and hose at maximum height

-  Solution tank can be tilted
-  External battery charger plug
-  On board charger can be fitted also at a later stage

Low Maintenance Cost

-  Inlet and outlet filters for maximum solution tank protection
-  AFS (Anti-Foam System)
-  Brush replacement without tools
-  Squeegee blade can be used on 4 sides before replacement
-  Squeegee assembly and blades replacement without tools
-  Easy access to internal compartments



CT 70 Rider



Robust Construction



Tanks and surroundings body in high density polyethylene



Oil bath reduction gear box




Brush head designed to absorb harsh impact



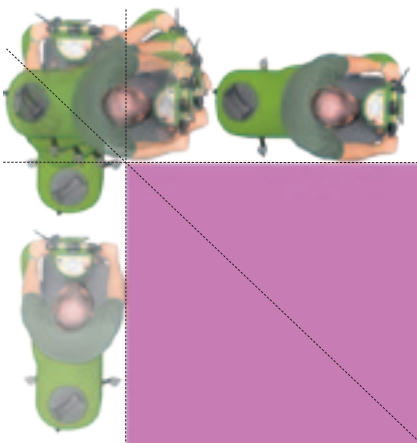
Squeegee system designed to absorb harsh impact



Panel control switches protected against water and humidity



Strong differential gear drive with special suspension system to climb slopes.




CT70 Rider Center Axis System

A completely new concept in on board machines with a unique feature in scrubbing and drying entirely external angles.

Technical Data		CT70 Rider BT60	CT70 Rider BT70
Scrubbing width	mm	600	700
Suction width	mm	815	1010
Productivity (at max speed)	m ² /h	2700	3150
Number of brushes		2	2
Solution tank capacity	l	70	70
Recovery tank capacity	l	75	75
Power supply		24V (2x12V)	24V (2x12V)
Max speed	Km/h	4,5 (electrical)	4,5 (electrical)
Weight (net)	Kg	100	102
Dimensions (LxWxH)	mm	1395x671x960	1395x748x960

Scrubber driers CT 70 Rider



Exclusive squeegee system assures high performance at low cost

Incomparable drying results even on the most difficult surfaces thanks to a very unique design.



Huge tank capacity in minimum external space

70-75 litres capacity tanks make this model very unique in its category.



Solution control with automatic stop

Saves water and saves chemical. Solution flow stops and starts upon brush command.



Water level control on both tanks. Maximum protection for the vacuum motor (Water Level Sensor)

1. The vacuum motor is mounted in the highest part of the machine. A sensor shuts off the vacuum motor when the dirty water tank is full.
2. When the dirty water tank is full, the right LED comes on and the vacuum motor shuts down. The left LED indicates when the detergent solution has reached the reserve and there is enough detergent left for about two minutes.




Brush control with automatic delayed stop

Saves brush wear and protects delicate surfaces. Brush rotation stops (3 sec delay) and starts upon brush command.



Maximum comfort

Very comfortable riding position thanks to the possibility of adjusting the steering according to the needs of the operator.



IPC